



PROPOSAL KIT SAMPLE

Request for Proposal (RFP) Sample

Scroll down to read the first part of this sample. When purchased, the complete sample is 12 pages long and is written using these Proposal Pack chapters:

Title Page, Table of Contents, Cost Summary, Client Operations, Format, Project Background, Installation Details, Security Devices, Evaluation, Requirements, Qualifications, Back Page

This sample was created using **Proposal Pack Wireless #5**. In the retail Proposal Pack you get the entire collection of samples (including this one) plus thousands of editable templates for creating an unlimited variety of custom proposals and other business documents.

[Click here to purchase Proposal Pack Wireless #5](#)

The sample below **does not** include all of the sample's content. The complete version is included in every retail Proposal Pack product and must be purchased to see the rest of the content and to get the editable Word format version.

Read this article for more help - [How to Write a Request for Proposal \(RFP\) Document](#)



REQUEST FOR PROPOSAL

Security System for IBT Manufacturing

Prepared by: Richard Sharp
Facilities Manager

Important Licensing Note: While a company can produce an RFP to distribute among potential responders. You may not supply any other companies or individuals with any Proposal Pack templates for their own use in responding to an RFP. Any company using Proposal Pack templates to respond to an RFP must purchase their own license.



TABLE OF CONTENTS

Client Operations	2
Project Background	3
Requirements.....	4
Format	5
Cost Summary.....	6
Installation Details.....	7
Security Devices.....	8
Evaluation	9
Qualifications	10

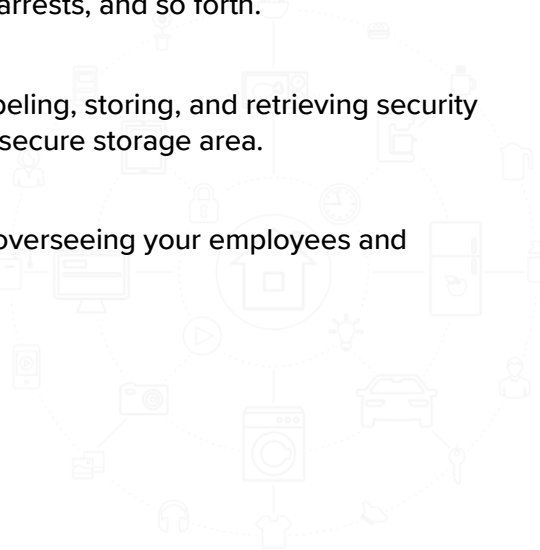




CLIENT OPERATIONS

Describe the typical daily processes involved in your security monitoring operations. Include the following information:

- ▶ Describe the office or area from which our system would be monitored, including descriptions of equipment used or available and personnel involved in typical tasks.
- ▶ What are your requirements for hiring security personnel?
- ▶ How do you train your security personnel?
- ▶ How many employees would typically be involved in monitoring our security systems on any shift?
- ▶ How would employees ensure that all system components are functioning correctly?
- ▶ How would employees discover a security breach or alarm from our system?
- ▶ Describe in detail your process for responding to a suspected security breach or alarm. Include typical response times. Include statistics on results of responding to breaches/alarms, including false alarms, arrests, and so forth.
- ▶ Include a description of your process for labeling, storing, and retrieving security recordings, as well as a description of your secure storage area.
- ▶ What is your internal system for managing/overseeing your employees and continually evaluating their effectiveness?





PROJECT BACKGROUND

IBT Manufacturing is seeking proposals from established security firms to provide security and fire alert systems with 24-hour monitoring and incident response for our corporate campus at 1000 Main Street in Atlanta, GA.

We need secure and continuous monitoring of all areas of our corporate campus, including building interiors and exteriors, parking lots, loading docks, and outdoor areas.

Description of Buildings:

Bldg 1 – Two story office building, 15,000 square feet on each floor, with 11 offices, 1 kitchen, and two restrooms per floor.

Bldg 2 – One story manufacturing/warehouse facility, 20,000 square feet, two loading docks.

See detailed downloadable blueprints of our buildings and campus on our website: www.IBTManufacturing.com

Notes:

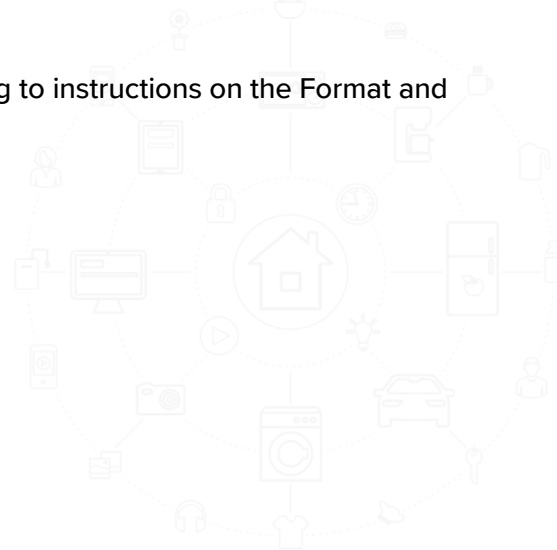
All rooms within our two buildings must be constantly monitored for smoke, fire, and carbon monoxide. Most rooms should include sprinkler fire suppression systems, but our two computer server rooms (Bldg 1 – 625 square feet; Bldg 2- 500 square feet) need specialized fire suppression systems to protect our computer equipment and data.

See the Requirements page in this RFP for a summary of our requirements for this project, and see other pages for details on information required in various proposal sections.

Please format and submit your proposal according to instructions on the Format and Evaluation pages of this RFP.

Questions may be directed to:

Richard Sharp
Facilities Manager
IBT Manufacturing
1000 Main Street
Building A
Atlanta, GA 30331
555-555-5555
rsharp@IBTManufacturing.com





REQUIREMENTS

Requirements for submitting a proposal and estimate for our project include:

▶ **Proposal bidders must have a minimum of 3 years of experience**

Explain training and experience of all personnel that will monitor and respond to the security system. See the Qualifications page in this RFP for more details on the information needed.

▶ **All components of fire and security systems must be purchased and installed by bidder.**

Provide details of the recommended components on the Security Devices page, and details and schedule for installation on the Installation Details page.

If you propose to use a subcontractor for installation, describe that subcontractor's history on the Installation Details page.

▶ **Systems must be monitored 24-hours a day, 7 days a week.**

Describe your monitoring operation and personnel, as well as your procedure for responding to alarms. See the Operations page for a description of details to provide.

▶ **Alarms must be answered within five minutes.**

Describe your process for responding to alarms and provide typical response times. See the Operations page for a description of details to provide.

▶ **Security recordings must be stored for 30 days.**

Describe your system for labeling, storing, retrieving, and destroying video footage. See the Operations page for a description of details to provide.





FORMAT

Every proposal submitted should adhere to the following format guidelines:

Submission Format

Submit proposals in printed format only, on 8.5 x 11 size pages with margins of at least 1 inch. Three copies must be submitted, as described on the Evaluation page.

Length

Proposals of up to 30 pages will be accepted. We expect most proposals to be in the 8-20 page range.

Required Sections

All proposals must include the following sections in the following order: Title Page, Contact Information with signature of authorizing company official, Recommended Security Devices, Installation Details, Operations, Cost Summary, Qualifications. Additional sections may be included. Each section may consist of one or more pages.

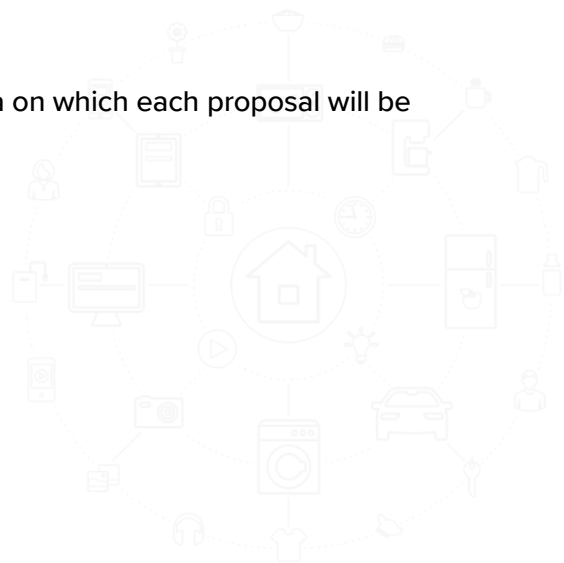
See the Security Devices, Installation Details, Cost Summary, and Qualifications pages in this RFP for more details on information to include in those sections.

Fonts

Fonts used should be Times New Roman or Helvetica no smaller than 11 point type.

Additional Information

See the Evaluation page in this RFP for criteria on which each proposal will be evaluated.





COST SUMMARY

Provide the following cost information for the project:

- ▶ Cost of all security and fire detection system components.
- ▶ Cost of installing and testing all components.
- ▶ Ongoing costs of 24-hour monitoring of installed systems, monthly and yearly.
- ▶ Per-incident cost of responding to alarm or perceived problem.
- ▶ Maintenance and update costs.

Provide a copy of your standard contract that specifies all of the above.



The rest of this sample is included in the retail Proposal Packs and Proposal Kit Professional bundle. Purchase any Proposal Pack in the design theme of your choice and you will have everything you need.

How do I customize or create my own version of this sample?

Using the included Proposal Pack Wizard is the best way to make customized versions of the samples. Using the Wizard and any Proposal Pack you can recreate any of the samples in the visual design theme you purchased as well as branding it with your own logo and design.

- 1) After purchasing, downloading, and installing your Proposal Pack and Wizard software add a new project in the Wizard.
- 2) Click the Pick Documents button then click the View Samples tab.
- 3) Select the title of this (or any other) sample and click the Import Content from Selected Sample button.
- 4) Customize the chapter list as needed to suit your situation. You can add additional chapters from the library of 2000+ topics, reorder chapters, remove chapters.
- 5) When you save your project, the Wizard will build you a custom version of this sample in the visual design theme Proposal Pack you purchased applying all your customizations (logos, font types, color schemes, contact information, etc.).
- 6) Open and edit the Word document to complete your work.

This sample is included in the [Proposal Kit Professional](#) and [Proposal Pack](#) products.

This sample has been truncated to only show the first few pages. The complete version of this sample including an editable Word version is included with all Proposal Kit Professional and Proposal Pack products found at:

ProposalKit.com/htm/proposal-software-products.htm

